

Tokyo Grain Exchange Inc.

MONTHLY TRADING REPORT Jun-10

MONTHLY TRADING VOLUME

(Unit: contracts)

FUTURES	Jun. 2010	Jun. 2009	CHANGE(%)	May 2010	CHANGE(%)
CORN	75,382	227,620	-66.9%	72,206	4.4%
SOYBEANS	62,568	322,823	-80.6%	67,690	-7.6%
NON-GMO SOYBEANS	3,077	17,385	-82.3%	2,083	47.7%
AZUKI (RED BEANS)	18,340	22,605	-18.9%	15,424	18.9%
ARABICA COFFEE	4,958	4,113	20.5%	3,204	54.7%
ROBUSTA COFFEE	265	95	178.9%	226	17.3%
RAW SUGAR	16,288	7,474	117.9%	19,643	-17.1%
REFINED SUGAR	-	-	-	-	-
RAW SILK	-	263	-	-	-
TOTAL	180,878	602,378	-70.0%	180,476	0.2%

OPEN INTEREST (MONTH-END)

(Unit: contracts)

FUTURES	Jun. 30, 2010	Jun. 30, 2009	CHANGE(%)	May 31, 2010	CHANGE(%)
CORN	36,321	43,072	-15.7%	38,577	-5.8%
SOYBEANS	37,214	65,935	-43.6%	40,090	-7.2%
NON-GMO SOYBEANS	2,769	5,904	-53.1%	4,649	-40.4%
AZUKI (RED BEANS)	5,875	7,002	-16.1%	7,422	-20.8%
ARABICA COFFEE	2,693	2,161	24.6%	1,868	44.2%
ROBUSTA COFFEE	28	131	-78.6%	25	12.0%
RAW SUGAR	16,744	5,348	213.1%	17,972	-6.8%
REFINED SUGAR	-	-	-	-	-
TOTAL	101,644	129,553	-21.5%	110,603	-8.1%

AVERAGE DAILY VOLUME

(Unit: contracts)

FUTURES	AVERAGE
CORN	3,426
SOYBEANS	2,844
NON-GMO SOYBEANS	140
AZUKI (RED BEANS)	834
ARABICA COFFEE	225
ROBUSTA COFFEE	12
RAW SUGAR	740
REFINED SUGAR	-
TOTAL	8,221

NUMBER OF DELIVERIES

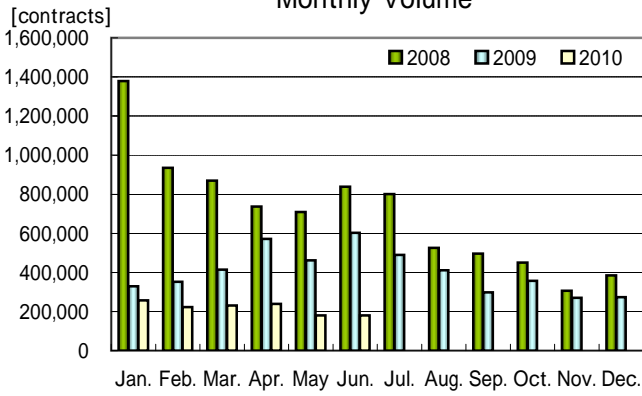
(Unit: contracts)

FUTURES	DELIVERIES
CORN	499
SOYBEANS	113
NON-GMO SOYBEANS	39
AZUKI (RED BEANS)	84
ARABICA COFFEE	-
ROBUSTA COFFEE	-
RAW SUGAR	-
REFINED SUGAR	-
TOTAL	735

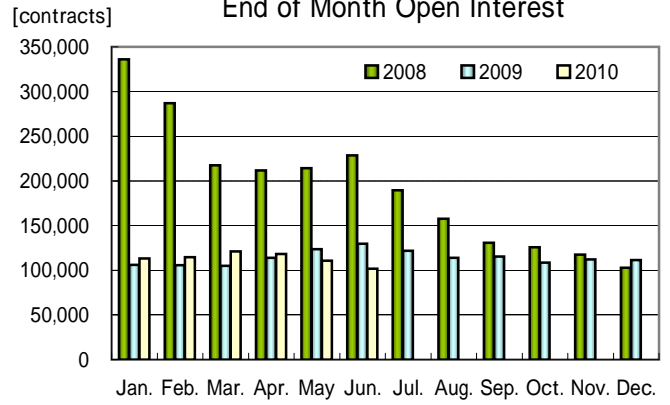
LARGEST DAILY VOLUME	12,899	Jun. 30
LOWEST DAILY VOLUME	5,673	Jun. 4
Trading Days	22	

Tokyo Grain Exchange Inc.

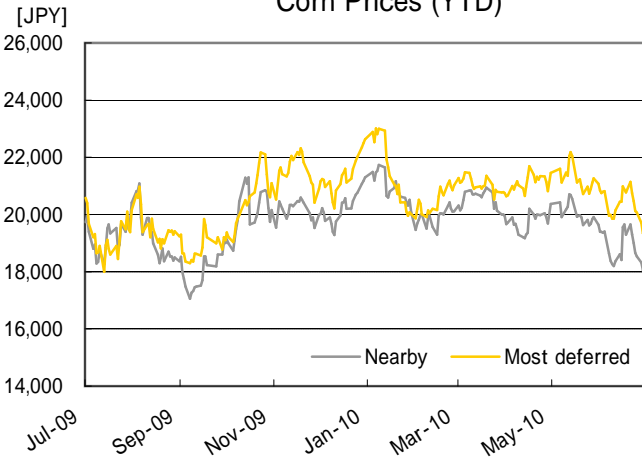
Monthly Volume



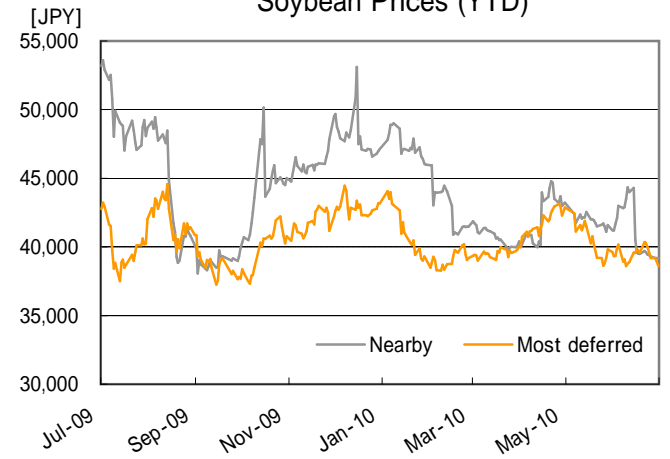
End of Month Open Interest



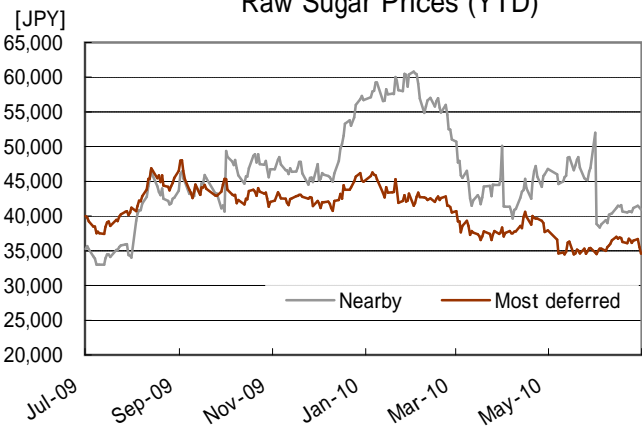
Corn Prices (YTD)



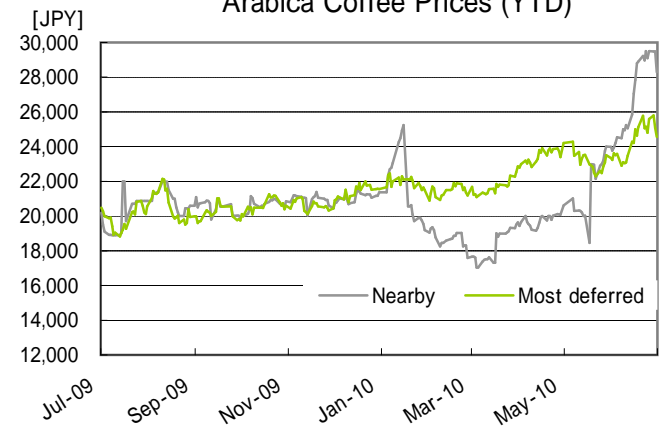
Soybean Prices (YTD)



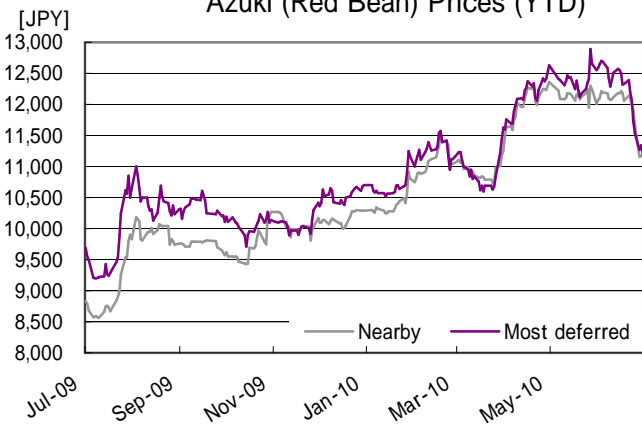
Raw Sugar Prices (YTD)



Arabica Coffee Prices (YTD)



Azuki (Red Bean) Prices (YTD)



TG Index (From March 31 ,2003.)

